
VTECH Skylights

The natural choice for natural light.

CMC INSTALLATION INSTRUCTIONS



VTECH Skylights

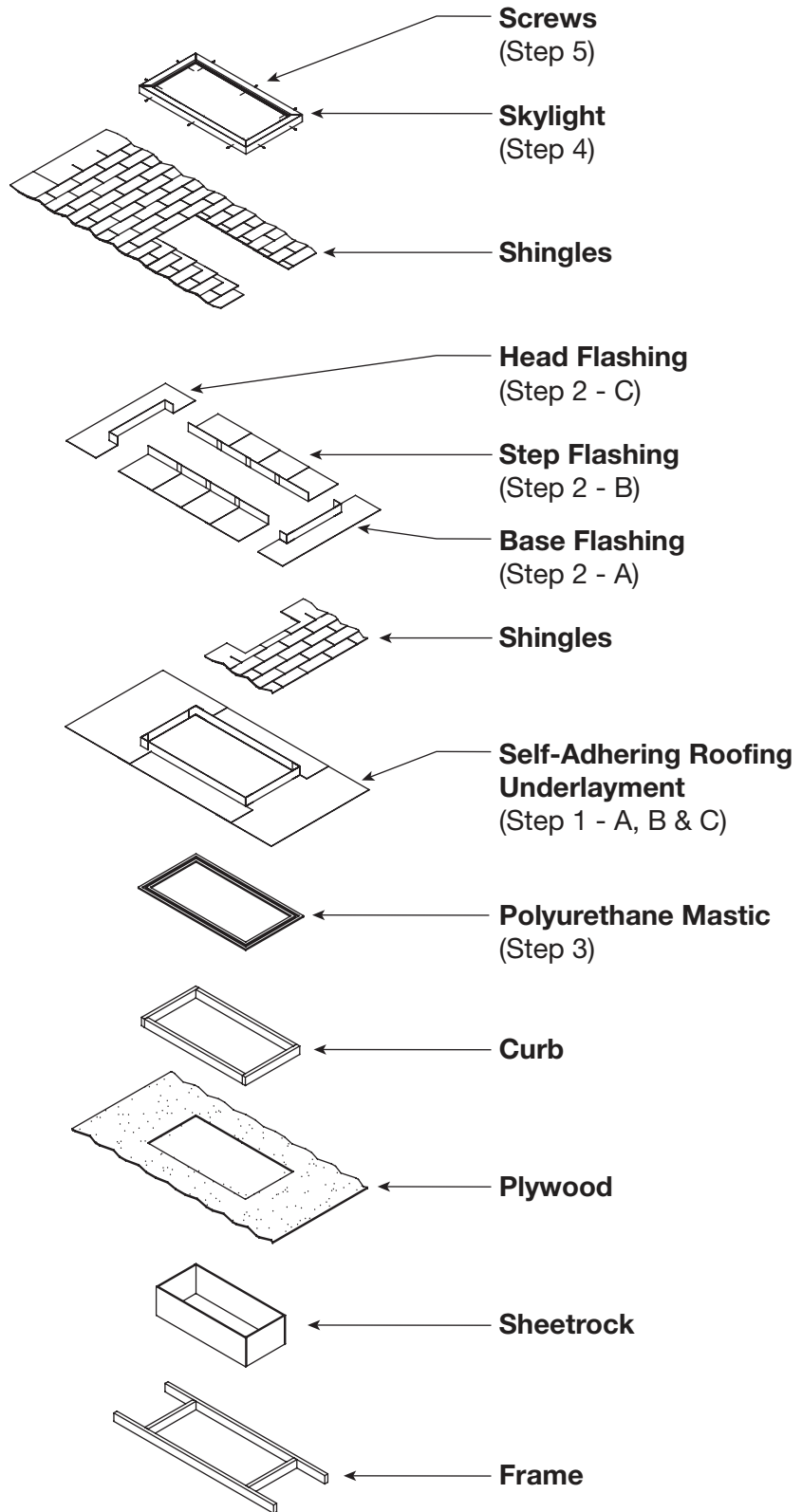
5534 Harvey Wilson Drive Houston, Texas 77020

tel: 866.491.0843 fax: 713.672.1170

www.vtechindustries.com



INSTALLATION ROOF DETAILS

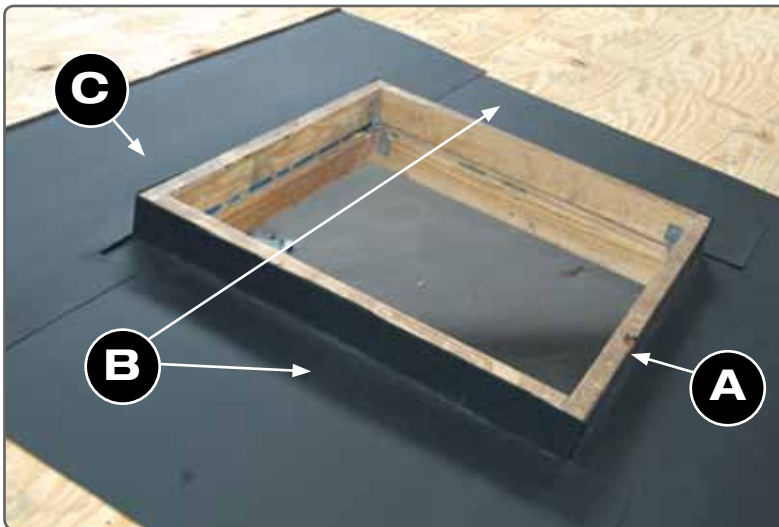




SKYLIGHT SIZE CHART

Size/Code	Rough Opening	Finished Opening	Model CMC Curb Maximum Outside Dimension	Fits on Center Spacing
2 x 2 CMC	22½" x 22½"	21½" x 21½"	26¼" x 26¼"	24"
2 x 4 CMC	22½" x 46½"	21½" x 45½"	26¼" x 50¼"	24"
3 x 3 CMC	30½" x 30½"	29½" x 29½"	34¼" x 34¼"	16"
4 x 4 CMC	46½" x 46½"	45½" x 45½"	50½" x 50½"	48"

STEP 1




Build curb to the height necessary to meet local building codes. Waterproof the curb completely with self-adhering roofing underlayment membrane.

- A.** Begin by installing the first strip of membrane at bottom and extend up to the top of the curb.
- B.** Next, install the 2 side strips of membrane, extending up to the top of the curb and overlapping the bottom strip.
- C.** Finally, install the top strip of membrane, extending up to the top of the curb and overlapping the side strips.


STEP 2

Flash the curb.

- A.** Begin by installing the Base Flashing at the bottom of the curb.
- B.** Next, install Step-Flashing on each side of the curb.
- C.** Finally, install the Base Flashing at the top of the curb.



STEP 3



Apply a 1" bead of polyurethane mastic (supplied in the V TECH skylight installation kit), to the top of the curb.


Position the bead on the outer perimeter of the curb, as shown in the illustration.

STEP 4

Set skylight on the curb and press firmly into place.



STEP 5



Secure skylight to the curb with screws provided in the V TECH installation kit.

Install all screws at the pre-marked anchor points on the skylight, as shown in the illustration.

STEP 6

Should there be a gap $3/8$ " to $1/2$ " between the skylight and the curb, a shim made of pressure treated wood may be inserted in the gap, prior to installing the anchor screws.

The shim length must be equal to the inside length of the skylight.

